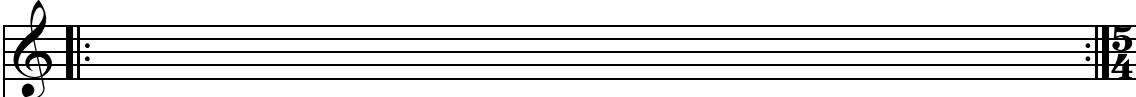


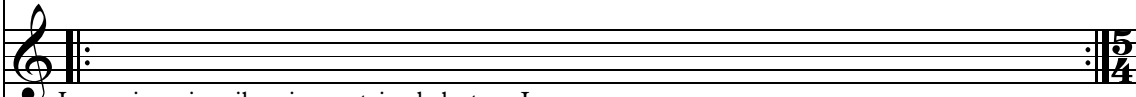
10x10 Guided Improvisation

♩ = ca. 92

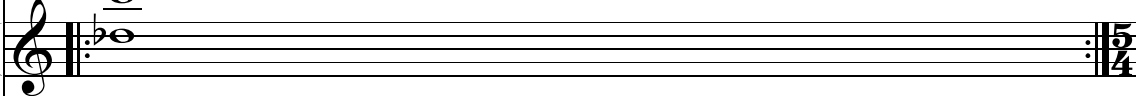
Start a stop watch on the downbeat begin to solo at 0.20ish. The Tenor Sax will enter around 1:00; musically argue with him.

Cornet in B♭ 


Begin soloing at 1:00ish. Musically argue with the cornet. At around 2:30 play the 4:5 rhythm that will Q the end

Tenor Saxophone 


Improvise primarily using sustained clusters. Leave space.

Vibraphone 

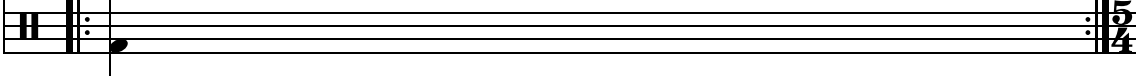
No Time Signature. Improvise with various phrase lengths and tonal areas.

Upright Bass 


No Time Signature. Improvise with various phrase lengths and tonal areas.

Upright Bass 


No Time Signature. Broken up 16th note feel

Drum Set 


2 Continue to solo over ensemble hits begin primarily using sounds made by an overly constricted embouchure. Continue for a short period after the rest of the ensemble has cut out

Cor. 


Harsh tone: Play rhythm to interrupt the Cor. at 2:30ish. Cue last cycle after the drums join in. Cut off on the 'a' of 4 after drums join in.

Ten. Sax. 


Come in with the rhythm shortly after the tenor sax starts playing it. Watch for the tenor sax to cue the last cycle. Cut off on the 'a' of 4.

Vib. 

Come in with the rhythm shortly after the tenor sax starts playing it. Watch for the tenor sax to cue the last cycle. Cut off on the 'a' of 4.

U. Bass 

Come in with the rhythm shortly after the tenor sax starts playing it. Watch for the tenor sax to cue the last cycle. Cut off on the 'a' of 4.

U. Bass 

Come in with the hits after the rest of the ensemble has started playing them. Watch for the tenor sax to cue the last cycle. Cut off on the 'a' of 4.

Dr. 